

## Table of contents

1. Fixtures	1
1.1. LEDLUME LEDLUME MINI 5136 8LED-4000K - 2664 - 27W	1
2. Photometric documents	2
2.1. LEDLUME LEDLUME MINI 5136 8LED-4000K - 2664 - 27W	2
3. Standard	3
3.1. Standard summary	3
3.2. Results	3
4. Default	4
4.1. Matrix description	4
4.2. Luminaire positions	4
4.3. Luminaire groups	4
4.4. Road (IL-HS) - Z positive illuminance	5
5. Grids	6
5.1. Road (IL-HS)	6

# 1. Fixtures

## 1.1. LEDLUME LEDLUME MINI 5136 8LED-4000K - 2664 - 27W

Type

Reflector

Source

Protector

Setting

Flux  klm

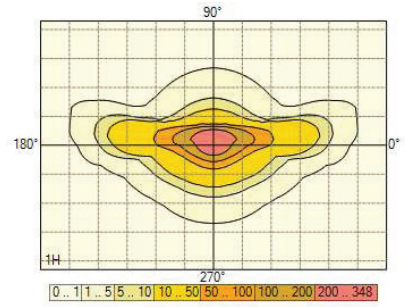
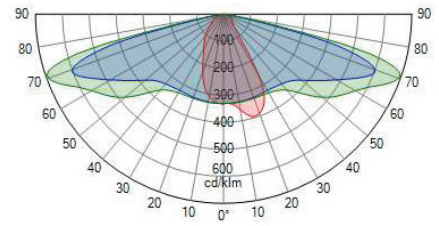
G-Class

Luminaire wattage  W

Source wattage  W

MF

Matrix

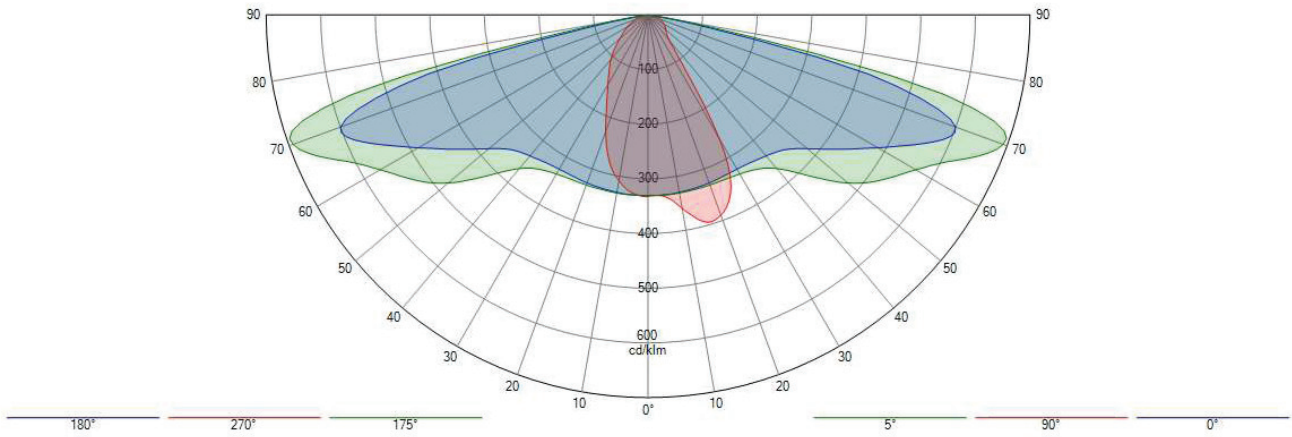


## 2. Photometric documents

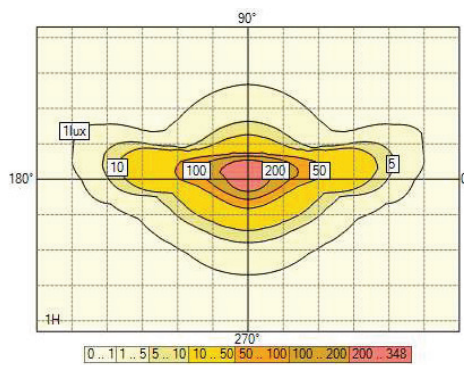
### 2.1. LEDLUME LEDLUME MINI 5136 8LED-4000K - 2664 - 27W

LEDLUME MINI

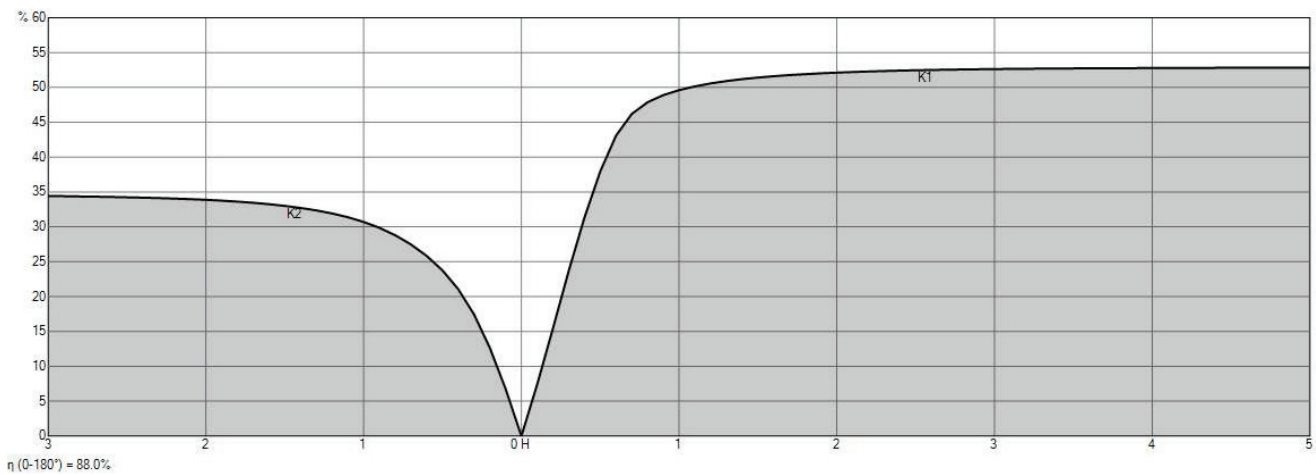
Polar/Cartesian diagram



Isolux



Utilization curve

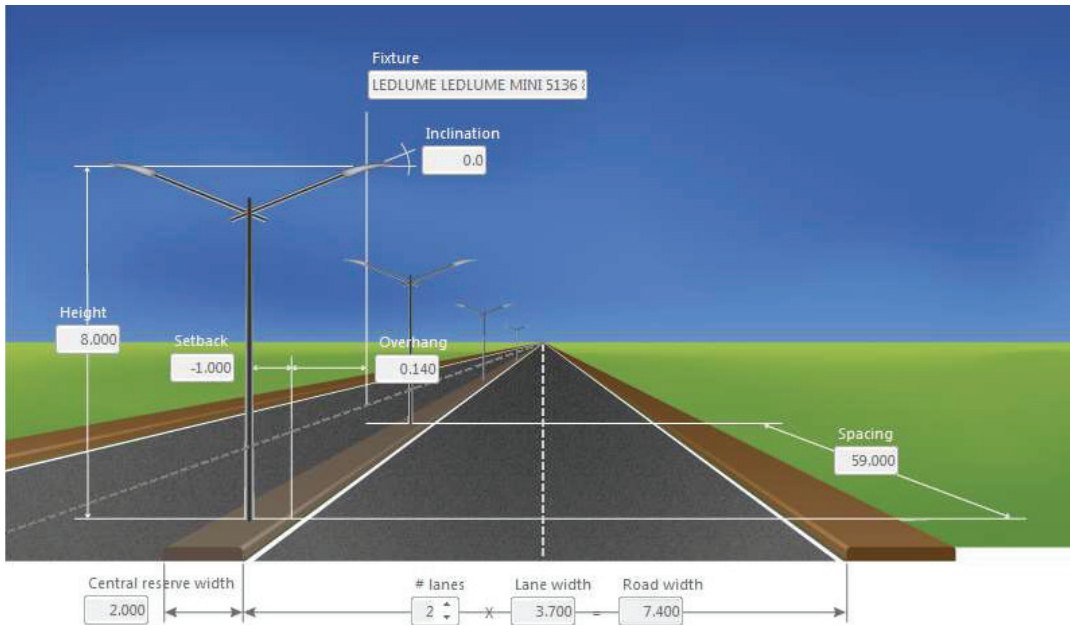


### 3. Standard

#### 3.1. Standard summary

Calculations according to : CIE 140  
 Selected lighting class : B2  
 Constraints : IL : Min = 0.60 lux Ave = 3.00 lux

Selected lighting class (HS) : -  
 Constraints (HS) : -



#### 3.2. Results

Power per km : 0.915 kW

- Road (IL-HS) - B2

**Illuminance**

Ave	3.2 lux	✓	3.0 lux
Min	0.6 lux	✓	0.6 lux
Uo	18 %	N/A	

## 4. Default

### 4.1. Matrix description

Matrix	Description	Flux [klm]	MF	Fixture
-	LEDLUME LEDLUME MINI 5136 8LED-4000K - 2664 - 27W	2.664	0.800	

### 4.2. Luminaire positions

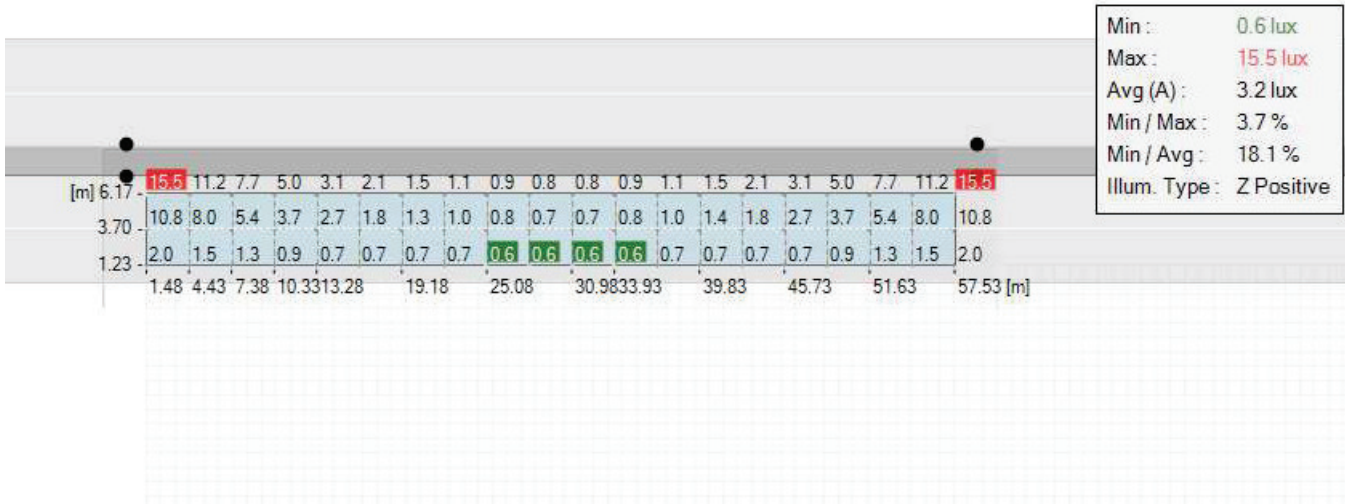
	N°	Position			Luminaire							
		X [m]	Y [m]	Z [m]	Matrix	Description	Az [°]	Incl [°]	Rot [°]	Flux [klm]	MF	
<input checked="" type="checkbox"/>	1	0.00	7.26	8.00	-	LEDLUME LEDLUME MINI 5136 8LED-4000K - 2664	180.0	0.0	0.0	2.664	0.800	
<input checked="" type="checkbox"/>	2	0.00	9.54	8.00	-	LEDLUME LEDLUME MINI 5136 8LED-4000K - 2664	0.0	0.0	0.0	2.664	0.800	
<input checked="" type="checkbox"/>	3	59.00	7.26	8.00	-	LEDLUME LEDLUME MINI 5136 8LED-4000K - 2664	180.0	0.0	0.0	2.664	0.800	
<input checked="" type="checkbox"/>	4	59.00	9.54	8.00	-	LEDLUME LEDLUME MINI 5136 8LED-4000K - 2664	0.0	0.0	0.0	2.664	0.800	
<input checked="" type="checkbox"/>	5	118.00	7.26	8.00	-	LEDLUME LEDLUME MINI 5136 8LED-4000K - 2664	180.0	0.0	0.0	2.664	0.800	
<input checked="" type="checkbox"/>	6	118.00	9.54	8.00	-	LEDLUME LEDLUME MINI 5136 8LED-4000K - 2664	0.0	0.0	0.0	2.664	0.800	

### 4.3. Luminaire groups

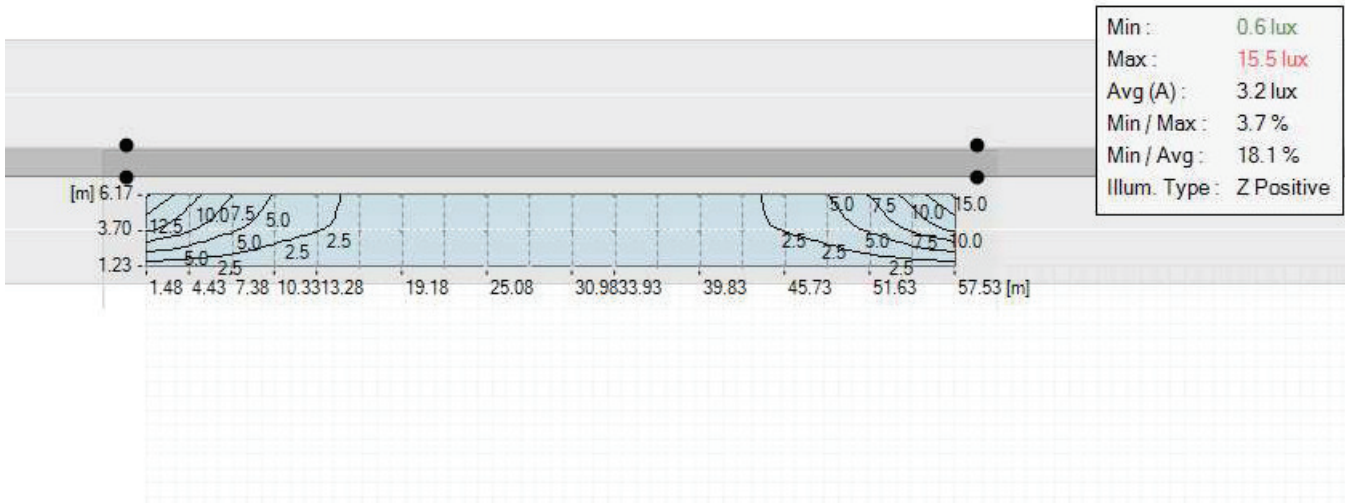
Twin												
	N°	Position			Luminaire					Rotation		
		X [m]	Y [m]	Z [m]	Matrix	Az [°]	Incl [°]	Rot [°]	Dim	X [°]	Y [°]	Z [°]
<input checked="" type="checkbox"/>	1	0.00	7.26	8.00	-	0.0	0.0	0.0	100	0.0	0.0	0.0

### 4.4. Road (IL-HS) - Z positive illuminance

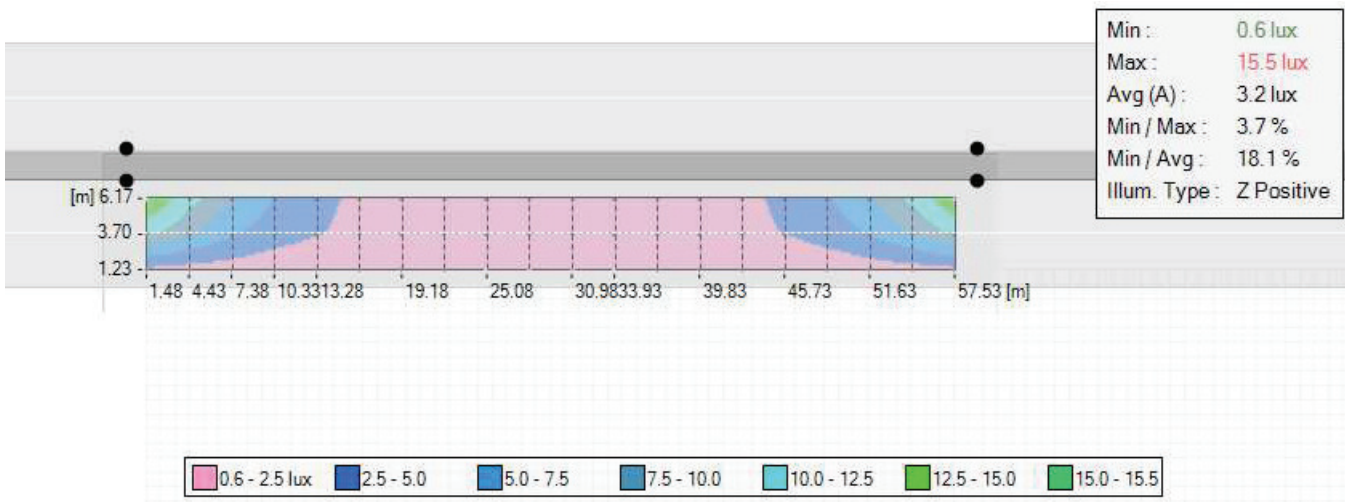
#### Values



#### Isolevel



#### Shading




## 5. Grids

### 5.1. Road (IL-HS)

#### General

Type : Grid rectangular XY

Use Exclusion : -

En : Colour : 

#### Geometry

##### Origin

X :  Y :  Z :  m

##### Rotation

X :  Y :  Z :  °

##### Dimension

Count X :	<input type="text" value="20"/>	Count Y :	<input type="text" value="3"/>	
Spacing X :	<input type="text" value="2.95"/>	Spacing Y :	<input type="text" value="2.47"/>	m
Size X :	<input type="text" value="56.05"/>	Size Y :	<input type="text" value="4.93"/>	m